



2017 Detailed Route Information

Stage Schedule
Recce Schedule
Stage Maps

Subject to change due to unforeseen circumstances

Teams are reminded that they are not allowed to be on any of the stage roads outside of the times as noted in the recce schedule. Competitors caught on stage roads outside of recce will be immediately excluded from the event and may face further disciplinary actions.

Saturday		Transit	Stage	Time	Car 0 Start
RZ 0	Refuel Zone: Distance to Next Refuel	50.20	33.61	16.59	20.8 L
Advisory	Start to Parc Exposé	8.28		0:15	16:45
Advisory	Parc Exposé			1:00	17:00
MTC1	Start to SS 1	19.94		0:35	18:00
ATC 1				0:02	18:35
SS 1	Black Forest East 1	A to B	16.59	0:15	18:37
FTC 1	Transit to Service 1	5.39		0:10	18:52
TC 1a	Service 1 in			0:20	19:02
TC 1b	Service 1 Out / ReSeed In			0:10	19:22
RZ 1	Refuel Zone: Distance to Next Refuel	33.83	17.24	16.59	16.8 L
TC 1c	Re-Seed Out	11.85		0:20	19:32
ATC 2				0:02	19:52
SS 2	Black Forest East 2	A to B	16.59	0:15	19:54
FTC 2	Transit to Day 1 Finish	5.39		0:10	20:09
MTC 2					20:19
Day 1 totals		50.85	33.18		
		60.0%	40.0%		

Leg 1

Sunday		Transit	Stage	Time	Car 0 Start
RZ 2	Refuel Zone: Distance to Next Refuel	33.95	18.57	15.38	16.2 L
MTC 3	Day 2 Start to SS 3	6.40		0:15	8:00
ATC 3				0:02	8:15
SS 3	Black Forest West 1	B to A	15.38	0:15	8:17
FTC 3	Transit to Service 2	12.17		0:15	8:32
TC 3a	Service 2 in			0:30	8:47
TC 3b	Service 2 Out / Regroup In			0:10	9:17
RZ 3	Refuel Zone: Distance to Next Refuel	33.95	18.57	15.38	16.2 L
TC 3c	Re-Group Out / Transit to SS 4	6.40		0:15	9:27
ATC 4				0:02	9:42
SS 4	Black Forest West 2	B to A	15.38	0:15	9:44
FTC 4	Transit to Service 3	12.17		0:15	9:59
TC 4a	Service 3 in			1:30	10:14
TC 4b	Service 3 Out / ReSeed In			0:15	11:44
RZ 4	Refuel Zone: Distance to Next Refuel	102.34	48.47	53.87	52.5 L
TC 4c	Re-Seed Out / Transit to SS5	2.99		0:10	11:59
ATC5				0:02	12:09
SS 5	Gem Lake Express 1	C to D	12.85	0:15	12:11
FTC 5	Transit to SS 6	21.81		0:25	12:26
ATC 6				0:02	12:46
SS 6	Ridge Rocket 1	E to F	12.55	0:15	12:48
FTC 6	Transit to SS 7	20.61		0:30	13:03
ATC 7				0:02	13:33
SS 7	Falcon 1	G to C	28.47	0:30	13:35
FTC 7	Transit to Service 4	3.06		0:10	14:05
TC 7a	Service 4 in			0:40	14:15
TC 7b	Service 4 Out / Regroup In			0:15	14:55
RZ 5	Refuel Zone: Distance to Next Refuel	105.3	51.47	53.87	53.3 L
TC 7c	Re-Group Out / Transit to SS 8	2.99		0:10	15:10
ATC 8				0:02	15:20
SS 8	Gem Lake Express 2	C to D	12.85	0:15	15:22
FTC 8	Transit to SS 9	21.81		0:20	15:37
ATC 9				0:02	15:57
SS 9	Ridge Rocket Express 2	E to F	12.55	0:15	15:59
FTC 9	Transit to SS10	20.51		0:30	16:14
ATC 10				0:02	16:44
SS 10	Falcon 2	G to C	28.47	0:30	16:46
FTC 10	Transit to Finish	6.16		0:15	17:16
MTC 4	Finish				17:31
Day 2 totals		137.08	138.50		
		49.3%	50.7%		

Leg 2

Leg 3

Leg 4

Event totals		187.93	171.68		
		51.8%	48.2%		

Friday	Transit	Stage	Max Time	Min. Avg Speed	Opens	Closes
<i>Transit to Gem-Express1</i>	2.99		0:05	36 km/h		
Gem Express 1		12.85	0:22	35 km/h	10:30	11:00
<i>Transit to Ridge Rocket</i>	21.80		0:25	52 km/h		
Ridge Rocket Express 1		12.55	0:22	34 km/h	11:00	
<i>Transit to Ridge Rocket</i>	8.15		0:10	49 km/h		
Ridge Rocket Express 2		12.55	0:20	38 km/h		12:50
<i>Transit to Falcon</i>	20.61		0:25	49 km/h		
Falcon Express 1		28.47	0:48	36 km/h	12:20	13:50
<i>Transit to Black Forest East</i>	14.82		0:15	59 km/h		
Black Forest East 1		15.95	0:25	38 km/h	13:15	14:55
<i>Transit to Gem-Express 2</i>	8.28		0:15	33 km/h		
Gem Express Express 2		12.85	0:19	41 km/h	14:50	15:30
<i>Transit to Falcon</i>	0.20		0:05	2 km/h		
<i>Sunset at 15:56</i>						
Falcon Express 2		28.47	0:43	40 km/h	15:10	16:00
<i>Transit to ServicePark</i>	2.97		0:05	36 km/h		
	203.5 km	79.82				123.7 km

Saturday	Transit	Stage	Max Time	Min. Avg Speed	Opens	Closes
<i>Transit to Black Forest East</i>	11.85		0:15	47 km/h		
<i>Sunrise at 07:44</i>						
Black Forest East 2		16.59	0:25	40 km/h	8:00	8:30
<i>Transit to Shakedown</i>	7.07		0:15	28 km/h		
Shakedown 1		4.55	0:10	27 km/h	8:30	
<i>Transit to shakedown</i>	10.86		0:15	43 km/h		
Shakedown 2		4.55	0:10	27 km/h		9:35
<i>Transit to Service Park</i>	17.93		0:25	43 km/h		
<i>Transit to Black Forest West</i>	6.40		0:10	38 km/h		
Black Forest West 1		15.38	0:30	31 km/h	9:15	
<i>Transit to Black Forest West</i>	8.74		0:15	35 km/h		
Black Forest West 2		15.38	0:25	37 km/h		11:00
<i>Transit to Service Park</i>	12.08		0:15	48 km/h		
	131.4 km	74.93				56.5 km
	334.9 km	154.8 km				180.1 km



- Radio Blocker
- Start
- Finish
- Sp

GPS Coordinates

Service Park/Headquarters

49.744295 -118.979502

Tech Inspection / Inn at Big White

49.720959 -118.929971

Podium and Banquet

49.717692 -118.921332

Shakedown

Start 49.781178 -119.076615
 Finish 49.769000 -119.106500
 Stop 49.767273 -119.111547

Black Forest East

Start 49.792293 -119.020658
 Finish 49.787961 -118.983866
 Stop 49.786941 -118.991651

Black Forest West

Start 49.789446 -118.977547
 Finish 49.793061 -119.019463
 Stop 49.790919 -119.024600

Gem Lake Express

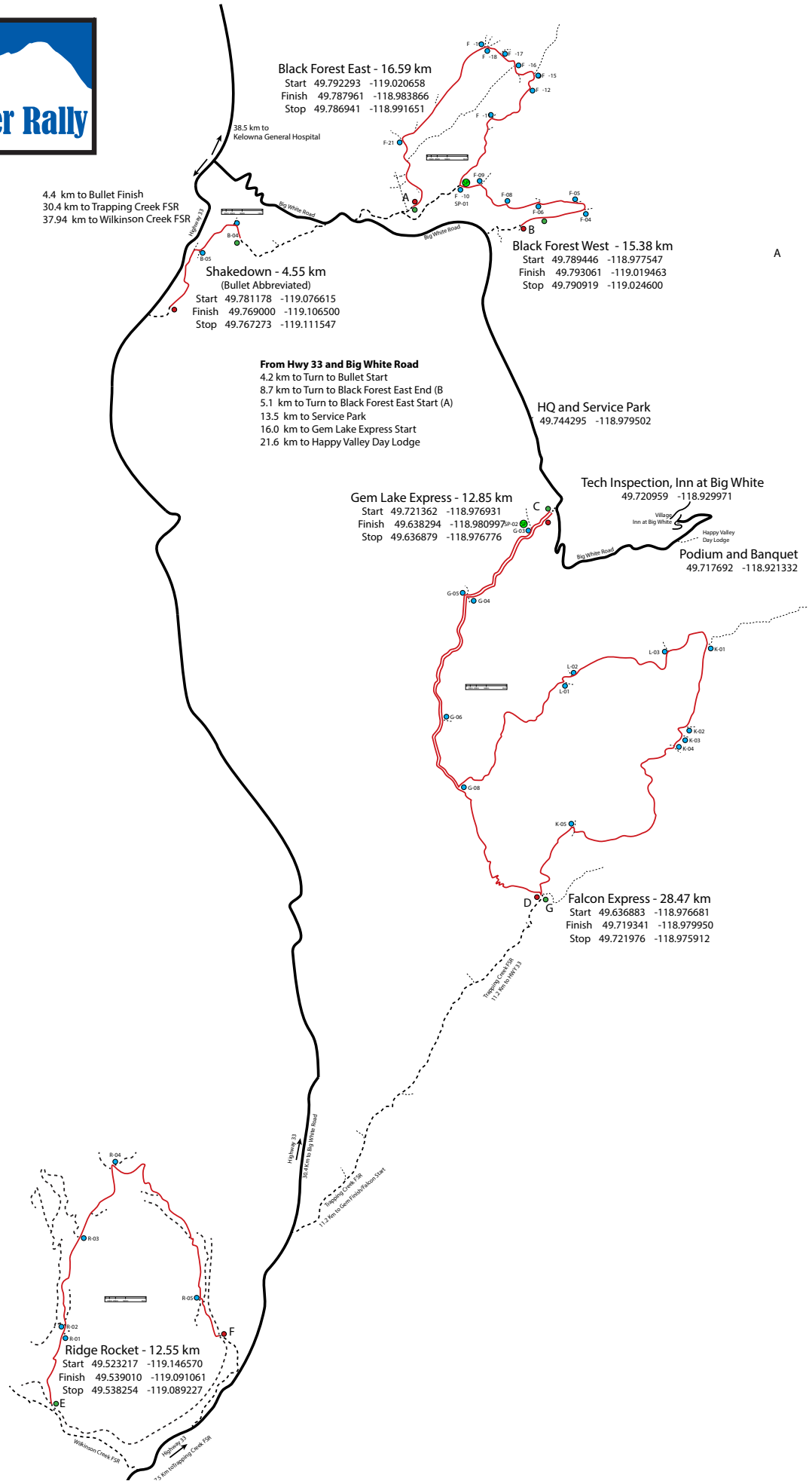
Start 49.721362 -118.976931
 Finish 49.638294 -118.980997
 Stop 49.636879 -118.976776

Ridge Rocket Express

Start 49.523217 -119.146570
 Finish 49.539010 -119.091061
 Stop 49.538254 -119.089227

Falcon Express

Start 49.636883 -118.976681
 Finish 49.719341 -118.979950
 Stop 49.721976 -118.975912





- Radio Blocker
- Start
- Finish
- Spectator

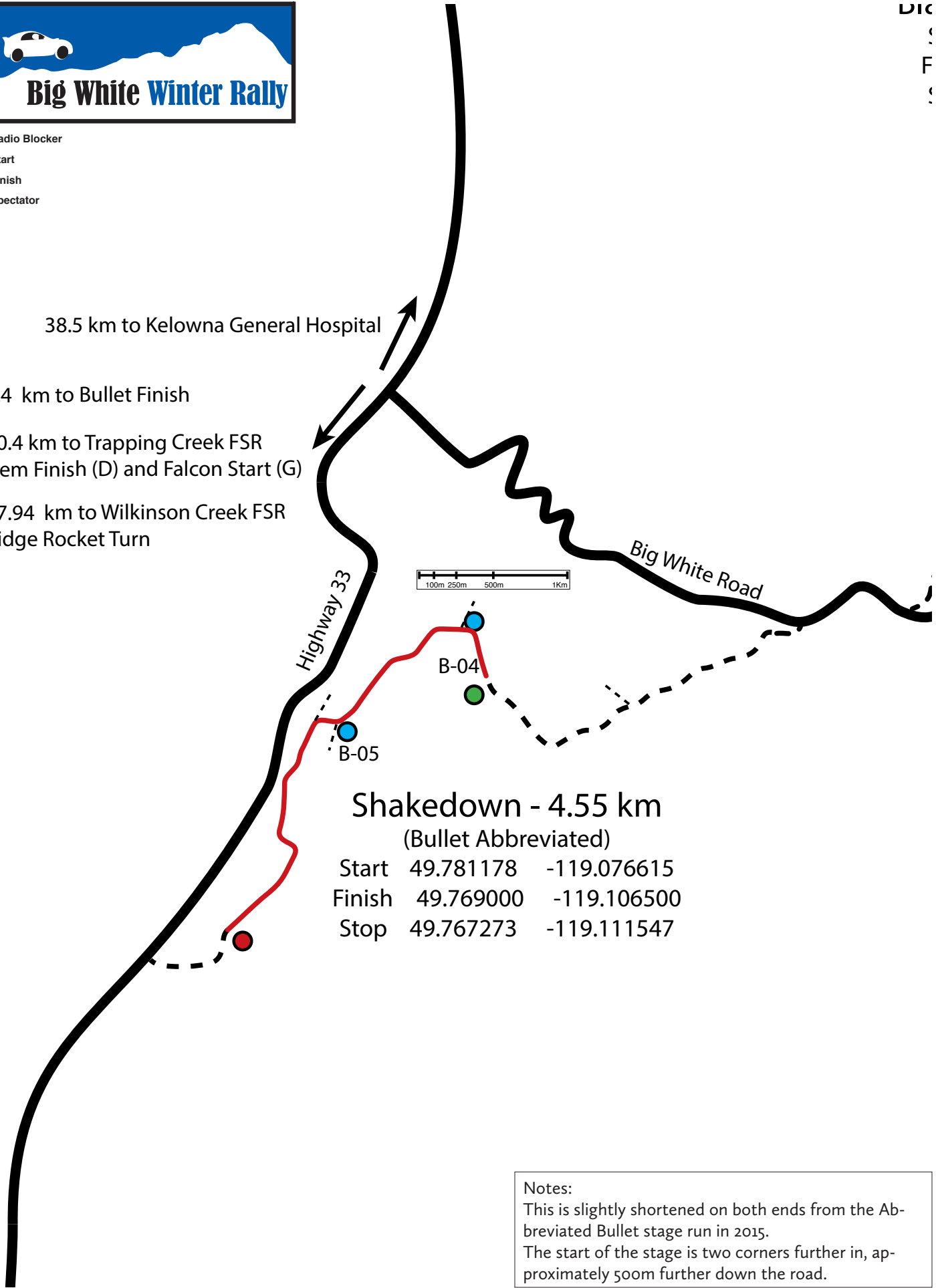
DIC
S
F
S

38.5 km to Kelowna General Hospital

4.4 km to Bullet Finish

30.4 km to Trapping Creek FSR
Gem Finish (D) and Falcon Start (G)

37.94 km to Wilkinson Creek FSR
Ridge Rocket Turn



Shakedown - 4.55 km
(Bullet Abbreviated)

Start	49.781178	-119.076615
Finish	49.769000	-119.106500
Stop	49.767273	-119.111547

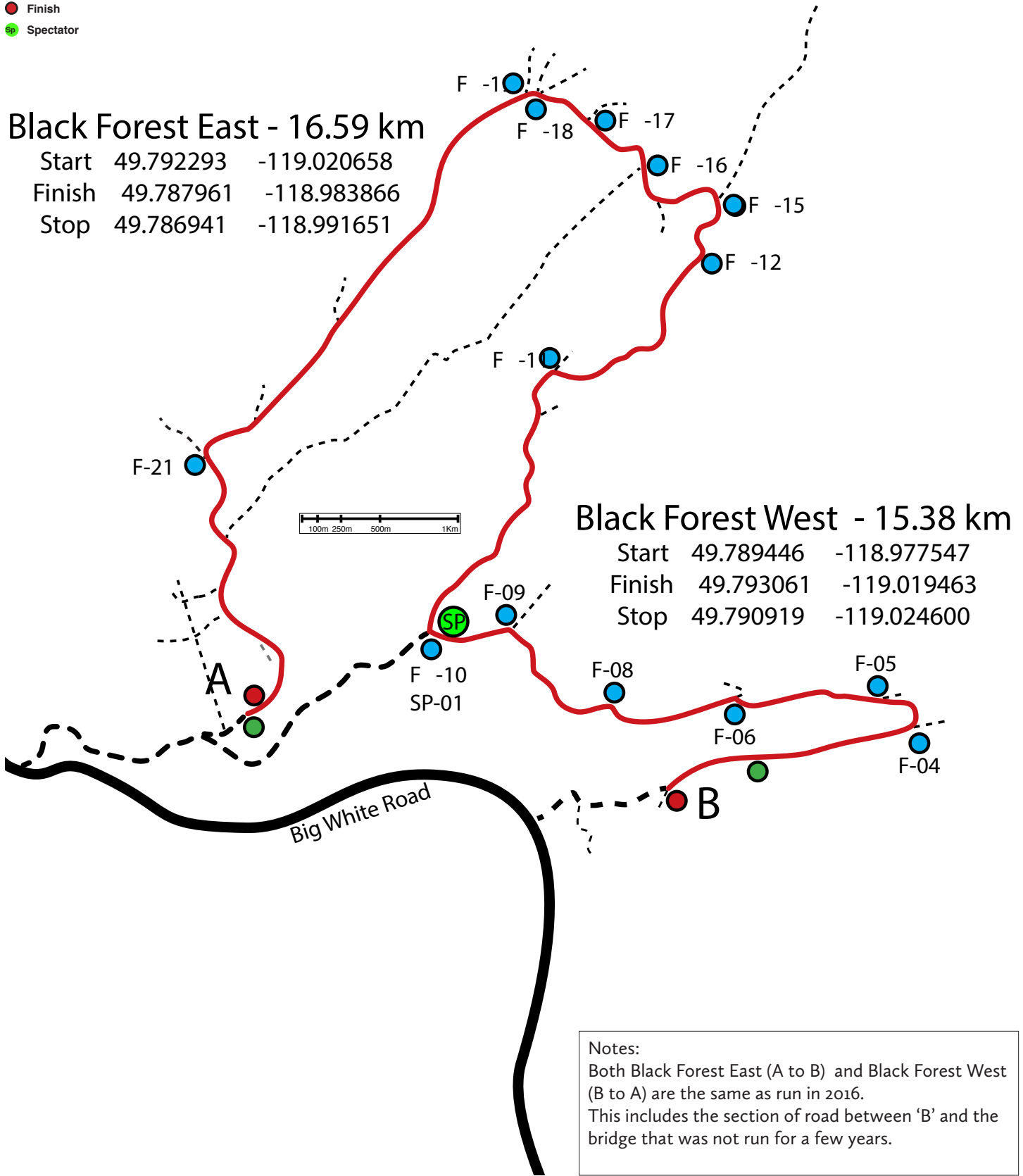
Notes:
This is slightly shortened on both ends from the Abbreviated Bullet stage run in 2015.
The start of the stage is two corners further in, approximately 500m further down the road.



- Radio Blocker
- Start
- Finish
- SP Spectator

Black Forest East - 16.59 km

Start 49.792293 -119.020658
 Finish 49.787961 -118.983866
 Stop 49.786941 -118.991651



Black Forest West - 15.38 km

Start 49.789446 -118.977547
 Finish 49.793061 -119.019463
 Stop 49.790919 -119.024600

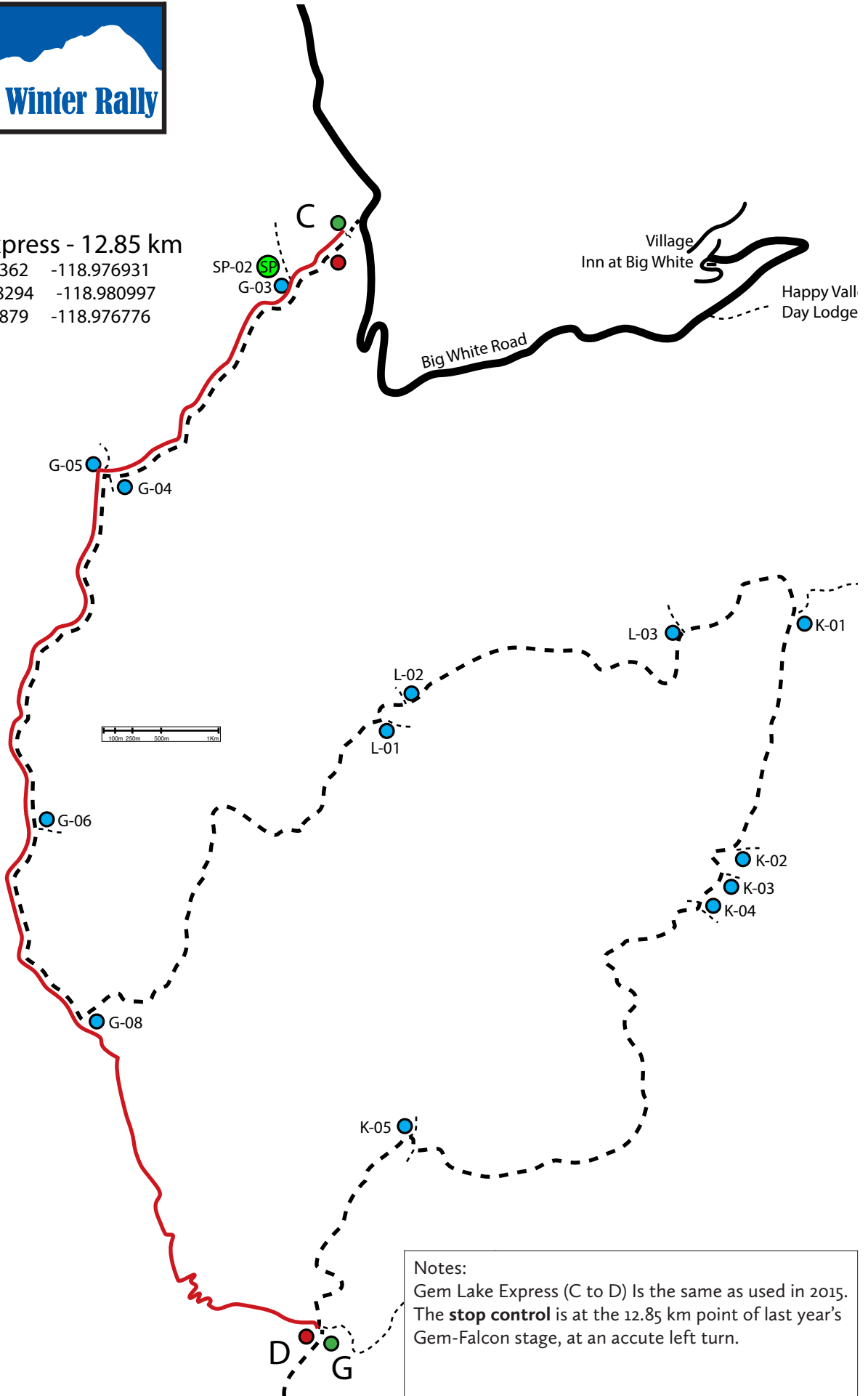
Notes:
 Both Black Forest East (A to B) and Black Forest West (B to A) are the same as run in 2016.
 This includes the section of road between 'B' and the bridge that was not run for a few years.



- Radio Blocker
- Start
- Finish
- SP Spectator

Gem Lake Express - 12.85 km

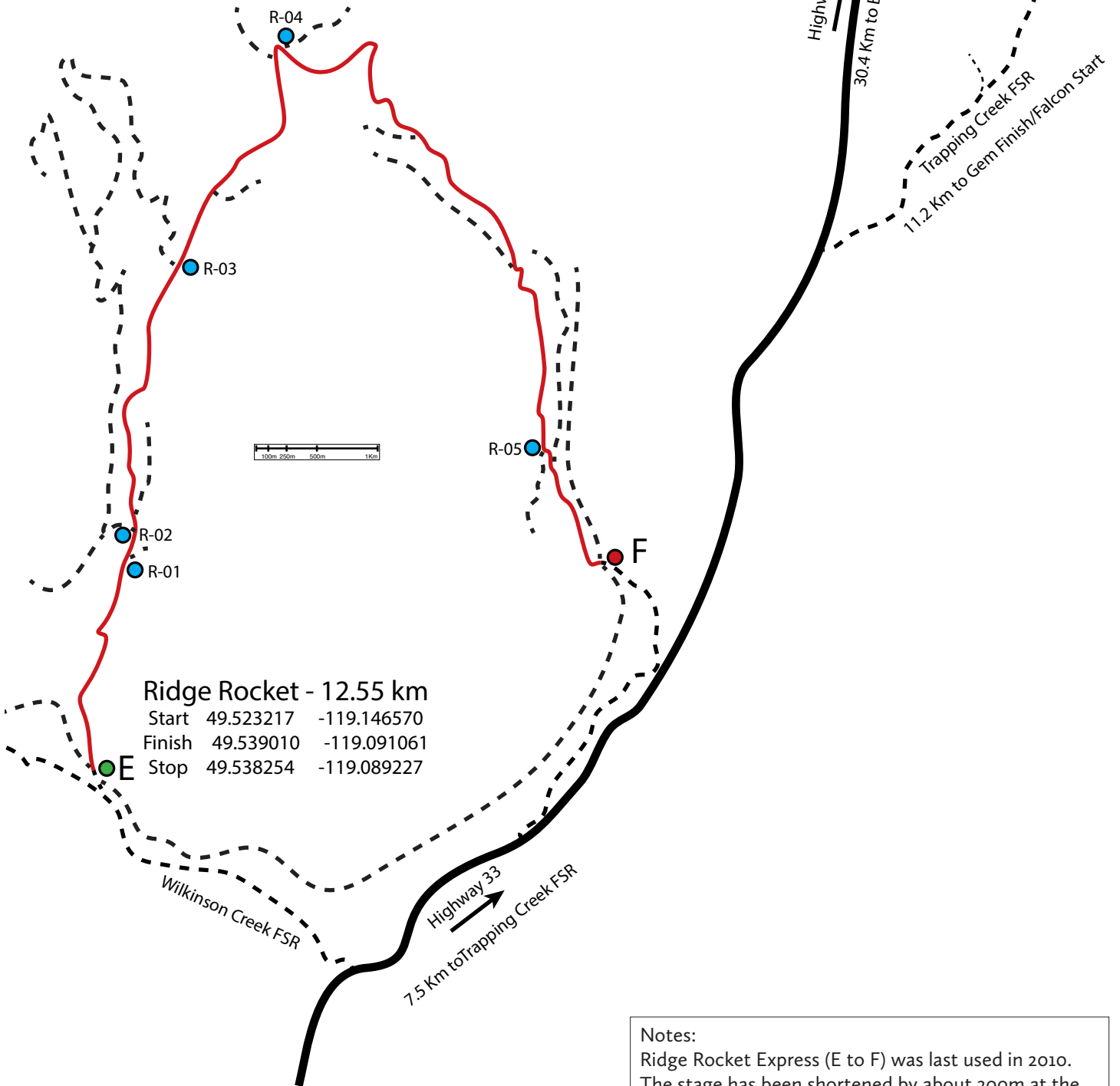
Start 49.721362 -118.976931
 Finish 49.638294 -118.980997
 Stop 49.636879 -118.976776



Notes:
 Gem Lake Express (C to D) is the same as used in 2015.
 The **stop control** is at the 12.85 km point of last year's Gem-Falcon stage, at an acute left turn.



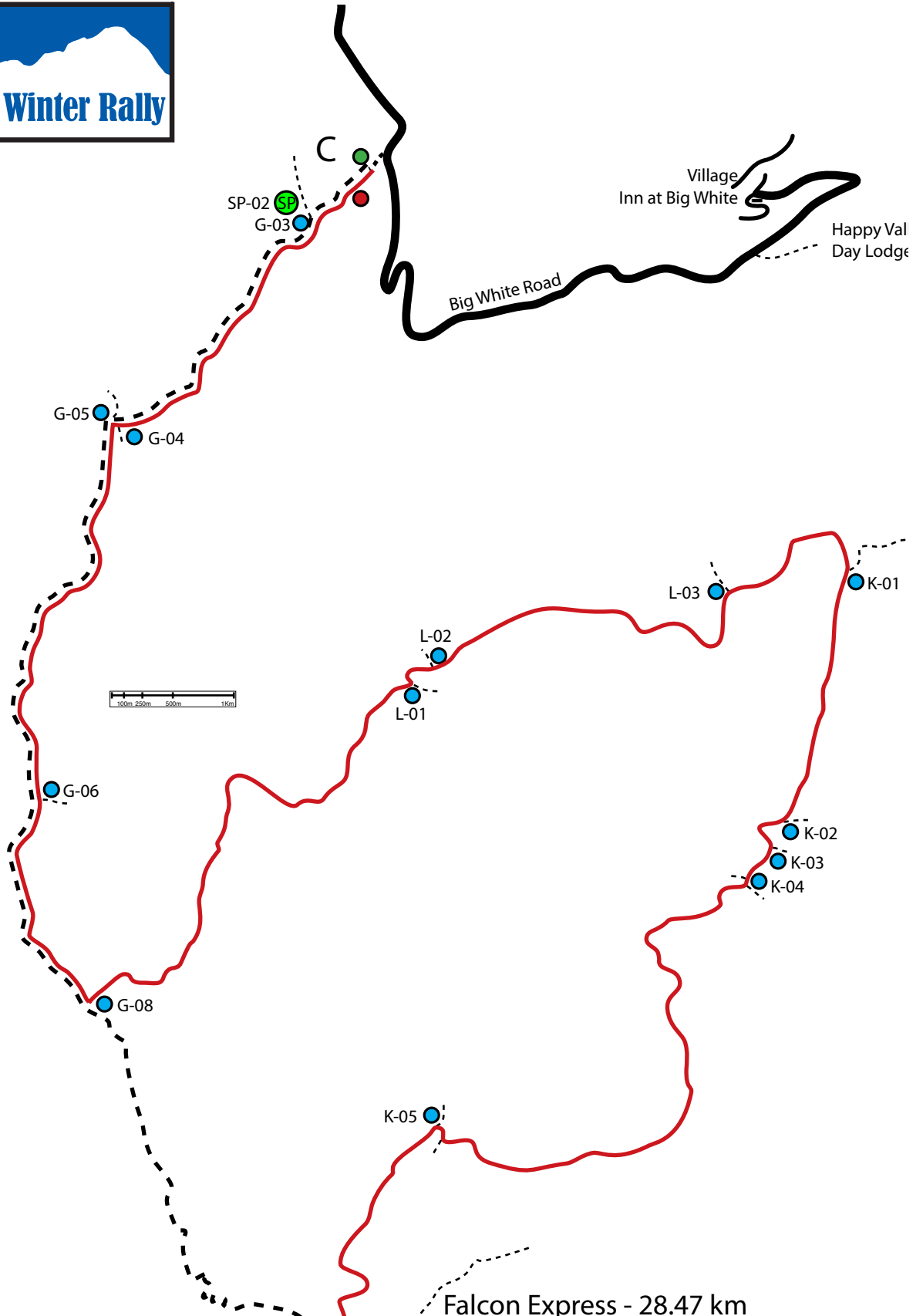
- Radio Blocker
- Start
- Finish
- Spectator



Notes:
 Ridge Rocket Express (E to F) was last used in 2010.
 The stage has been shortened by about 200m at the start, and by almost 3km at the finish. .



- Radio Blocker
- Start
- Finish
- SP Spectator



Notes:
 Falcon Express (G to C) is the same as was run in 2015. The stage start is just after the acute left in 2016's Gem-Falcon Stage, and the stage continues through the transit after Gem-Falcon and includes the Gem Express North stage from 2016.

Falcon Express - 28.47 km

Start	49.636883	-118.976681
Finish	49.719341	-118.979950
Stop	49.721976	-118.975912